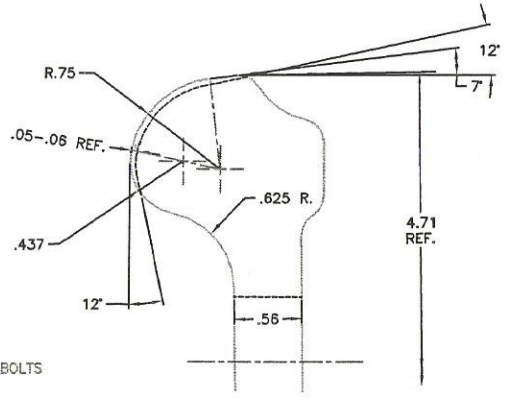



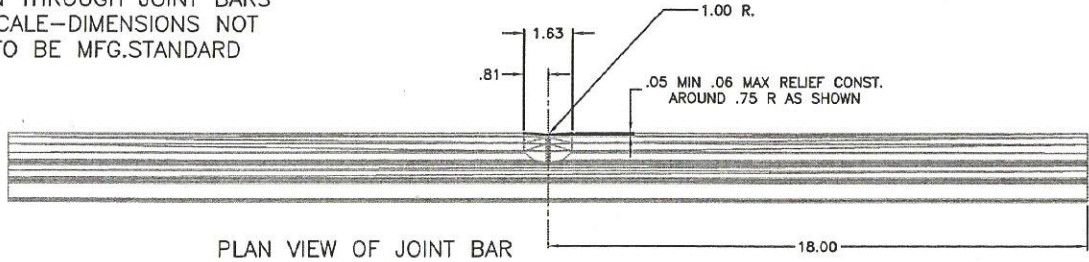
SECTION THROUGH JOINT BARS  
FULL SCALE-DIMENSIONS NOT  
GIVEN TO BE MFG.STANDARD



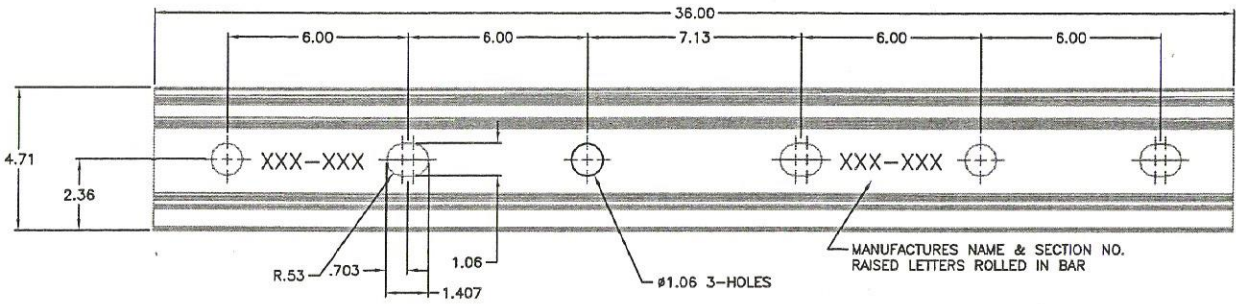
DETAIL OF HEAD  
2 X SIZE  
EASMENT COINED IN BAR  
ON REQUEST ONLY



100% UNITED STATES MELTED AND PROCESSED MATERIAL  
MICROALLOYED JOINT BAR PER AREMA PART 3 SEC 3.4 DTD 2009  
BARS ARE SAW CUT - NOT SHEARED  
HOLES ARE CNC MACHINED - NOT PUNCHED



PLAN VIEW OF JOINT BAR



FRONT ELEVATION OF JOINT BAR  
HALF SCALE

This drawing is the property of S&K Steel Products, Inc  
It is issued for engineering information only and may not  
be copied for manufacturing without written permission from S&K.  
S&K reserves the right to modify details necessary to facilitate mfg.

J&M FILE#1401BA1

1-25-14

DESCRIPTION					
115 RE JOINT BARS					
BOLT	BOLT GAGE	TYP SPACING	MAT'L	WEIGHT	REV
1"	N/A	N/A	MICROALLOY	98.3 lbs/pr	0
SCALE	TOLERANCE	PART NUMBER			
NONE	+/- .030"	JBF115036			